

### Important things to remember

- If people are in serious danger, or seriously injured, always call **999**
- Do not put yourselves or others in danger
- Follow the advice of the emergency services
- Remain calm and controlled

### Further advice and guidance is available from these organisations:

Organisation Name / Details	Twitter	Facebook	Website
<b>Civil Contingencies Service</b>	@rencouncilnews	/RenfrewshireCouncil	www.civilcontingenciesservice.co.uk
<b>Scottish Government</b> (Ready Scotland)	@readyscotland	/ReadyScotland	www.readyscotland.org
<b>Scottish Environment Protection Agency (SEPA)</b> Floodline: Pollution Hotline:	@ScottishEPA	/ScottishEnvironmentProtectionAgency	www.sepa.org.uk
<b>Met Office</b> (Weather and Climate Change)	@metoffice	/metoffice	www.metoffice.gov.uk

### Important things to remember

- If people are in serious danger, or seriously injured, always call **999**
- Do not put yourselves or others in danger
- Follow the advice of the emergency services
- Remain calm and controlled

### Further advice and guidance is available from these organisations:

Organisation Name / Details	Twitter	Facebook	Website
<b>Civil Contingencies Service</b>	@rencouncilnews	/RenfrewshireCouncil	www.civilcontingenciesservice.co.uk
<b>Scottish Government</b> (Ready Scotland)	@readyscotland	/ReadyScotland	www.readyscotland.org
<b>Scottish Environment Protection Agency (SEPA)</b> Floodline: Pollution Hotline:	@ScottishEPA	/ScottishEnvironmentProtectionAgency	www.sepa.org.uk
<b>Met Office</b> (Weather and Climate Change)	@metoffice	/metoffice	www.metoffice.gov.uk



## Preparing for an Emergency Grab Bag for the home



## Preparing for an Emergency Grab Bag for the home



## Preparing for an Emergency – Grab Bag Contents






It may be useful to prepare a grab bag with essential items, in the event you need to evacuate your home. This may be required at short notice, so the bag should be kept in a secure, and easily accessible place.

Further information on preparing for emergencies can be found by visiting the website

[www.civilcontingencinesservice.co.uk](http://www.civilcontingencinesservice.co.uk)

It is recommended that the following items are included in your grab bag:

	Torch (wind-up ideally, if not include spare batteries)
	Bottled water and energy bars

	Foil Blankets to help you retain warmth if you are in a cold environment
	Small First Aid Kit
	Portable Radio (wind-up ideally, if not include spare batteries)
	Copies of important documentation such as insurance policies / essential contact details
	A pen and paper for writing down essential information

In addition, you should be prepared to add the following to your grab bag / have readily accessible if you or your family members require:

- Any medication that may be required
- Glasses and / or contact lenses
- Washing / sanitary supplies
- Essential keys including house / car
- Cash / credit / debit cards
- Mobile phone charger

In colder weather conditions, particularly during winter months, it is recommended that the following additional items are taken if possible:

- Blankets
- Waterproof boots and warm outdoor clothing
- Shovel

Please see overleaf for further useful contact information to help you prepare for a wide range of emergencies.



## Preparing for an Emergency – Grab Bag Contents






It may be useful to prepare a grab bag with essential items, in the event you need to evacuate your home. This may be required at short notice, so the bag should be kept in a secure, and easily accessible place.

Further information on preparing for emergencies can be found by visiting the website

[www.civilcontingencinesservice.co.uk](http://www.civilcontingencinesservice.co.uk)

It is recommended that the following items are included in your grab bag:

	Torch (wind-up ideally, if not include spare batteries)
	Bottled water and energy bars

	Foil Blankets to help you retain warmth if you are in a cold environment
	Small First Aid Kit
	Portable Radio (wind-up ideally, if not include spare batteries)
	Copies of important documentation such as insurance policies / essential contact details
	A pen and paper for writing down essential information

In addition, you should be prepared to add the following to your grab bag / have readily accessible if you or your family members require:

- Any medication that may be required
- Glasses and / or contact lenses
- Washing / sanitary supplies
- Essential keys including house / car
- Cash / credit / debit cards
- Mobile phone charger

In colder weather conditions, particularly during winter months, it is recommended that the following additional items are taken if possible:

- Blankets
- Waterproof boots and warm outdoor clothing
- Shovel

Please see overleaf for further useful contact information to help you prepare for a wide range of emergencies.

## Preparing for an Emergency – General Guidance

- If you have children, teach them how to call the emergency services
- Check with your family that they know how to turn off the utilities at home
- Ensure that your insurance cover for your property and possessions are adequate
- Ensure you have smoke detectors installed at appropriate locations within your home, and test them regularly
- Regularly check for any risks in your home, and take action to remove them. For example, safely dispose of faulty electrical equipment
- Plan safe exit routes from your home, and ensure everyone living at the property is aware of them. Keep hallways and exit routes clear of clutter and obstacles

## Preparing for an Emergency – General Guidance

- If you have children, teach them how to call the emergency services
- Check with your family that they know how to turn off the utilities at home
- Ensure that your insurance cover for your property and possessions are adequate
- Ensure you have smoke detectors installed at appropriate locations within your home, and test them regularly
- Regularly check for any risks in your home, and take action to remove them. For example, safely dispose of faulty electrical equipment
- Plan safe exit routes from your home, and ensure everyone living at the property is aware of them. Keep hallways and exit routes clear of clutter and obstacles